


PRODUCT CATALOG



tridak

Precision Dispensing & Filling Equipment



Since its start in early 1970s, Tridak™ has been a dedicated problem solver, providing manufacturers with equipment and service that fits their needs exactly. Dedicated to this mission, our engineers have developed a product line that has proven its quality and reliability year after year, in assembly lines around the world.

Tridak offers a complete line of dispensing equipment from complete dispensing systems to individual dispensing components and accessories. Our dispensing equipment can accommodate virtually any low-to-high viscosity material, spanning numerous applications and industries.

We pair our equipment with personalized customer service and support, giving manufacturers the resources and knowledge needed to select, install, and maintain the equipment that's best suited for them. Our applications engineers evaluate each application presented to them, and strive to identify the least complicated and most effective dispensing solution from our broad standard product offering. For truly unique or challenging processes, Tridak offers the ability to create customized systems, designed with proven technology and over thirty years experience in fluid management.

We are not just another dispensing equipment company. Tridak brings you...

...Tried & True Technology

...Thirty Years of Dispensing Technology

...Tridak Support, Service, & Customization

Table of Contents

Dispensers/Controllers.....	4-7
260 Digital Syringe Dispenser.....	4
345 Valve Controller.....	5
Micro-Dot™ Dispenser.....	6
STEPPER™ Series Repetitive Pipettes	7
Dispense Valves	8-17
100 Hand-held Diaphragm Valve	8
200 Hand-held Diaphragm Valve	8
340 Series: Positive Displacement Valves with Disposable Fluid Path.....	9
455 Series: Disposable Fluid Path Valves	10
826 Disposable Fluid Path Valve	11
828 Disposable Fluid Path Valve	12
450 Diaphragm Valve.....	12
775 Series: Spool Valves	13
780 High Volume Spool Valve	14
795 High Pressure Spool	14
765 Needle Valve	15
785 Poppet Valve	15
Dispense Valve Application Guide.....	16-17
Dispensing Systems	18-19
455-Standard System	18
455SP- Spray Valve System.....	18
826SP- Spray Valve System.....	18
775 System	19
826 System	19
Accessories	20-25
Syringe Barrels & Pistons	20
Syringe Barrel End Cap	20
Dispense Tips	21
Syringe Tip Cap	21
Air Cap Assemblies.....	22
Finger Switch	22
Syringe Stand.....	22
Reservoir Cartridges & Pistons.....	23
Cartridge Top Cap.....	23
Cartridge Bottom Plug.....	23
Polyethylene Nozzles.....	24
Lab Stands	24
Cartridge Retainers	24
Pressure Tanks	25
Air Regulators/ Filters.....	25
Bulk Tubing	25
Guide to Dispensing System Selection	26-27

Dispensers/Controllers



FEATURES:

- Easy to operate
- Uses 5, 10, 30 cc disposable syringes
- Vacuum pullback to prevent dripping
- Digital timer with memory
- Teach mode
- Controlled by foot pedal or finger switch

SPECIFICATIONS:

Weight: 3.6 lbs (1628 g)

Dimensions:

9" W x 6" D x 2.5" H
(145 mm x 225 mm x 65 mm)

Electrical Power Required:

110-240VAC, 50/60 Hz,
1/10 amp

Air Pressure Required:

70-100 psi

MODEL 260 Digital Syringe Dispenser

The Tridak Model 260 Digital Syringe Dispenser accurately dispenses low to high viscosity materials from a syringe. It has a digital timer with a range of 0.01 to 99.99 seconds to control volume, adjustable pressure to control flow rate and an independently adjustable vacuum pullback system to prevent dripping. This digital dispensing system is ideal for independent workstations. It can also be easily interfaced with automated process equipment.

260 Digital Dispensing System includes:

- One Tridak Model 260 dispense controller
- One syringe stand
- One foot switch
- Air hose and fittings
- Air cap of choice: 3, 5, 10, or 30 cc
- Start-up kit containing syringe barrels and dispense tips of various gauge sizes.

ITEM # STA0260-1000

Dispensers/Controllers



MODEL 345 Digital Valve Controller

The Model 345 dispense controller activates all pneumatically operated dispense valves including all Tridak series dispense valves*. This digital controller features a .001 to 9.999 second range which can be set in 1 millisecond increments, as well as a front panel with a selectable prime function, multi-color LCD Display, and cycle indication.

ITEM # CON0100-1000

*Except the 340 series positive displacement valves which operate with a 340 controller.



Typical Valve System

FEATURES:

- Activates all pneumatically operated valves
- 0.001 to 9.999 second range, settable in .001 second increments
- Manual footswitch or remote (PLC) operation
- Front panel purge/actuation switch
- Universal power supply
- Universal power plug adapters

SPECIFICATIONS:

Weight: 2.8 lbs (1270 g)

Dimensions:
6.25" W x 8" D x 3.5" H
(159 mm x 203 mm x 89 mm)

Electrical Power Required:
120VAC, 240VAC, 50/60 Hz,
1/10 amp

Air Pressure Required: 60 psi
min/100 psi maximum, 20
micron filtered air.

Dispensers/Controllers



FEATURES:

- Positive displacement accuracy
- Portable hand-held dispenser
- Accepts 10 cc syringes
- Safety feature to prevent accidental actuation
- Dispenses a wide range of fluids from low to high viscosities

SPECIFICATIONS:

Dispenser Type:
Manual positive displacement

Weight (without syringe):
2.8 oz (81.3 g)

Dimensions:
4.5" L x .87" W x 2.125" H
(114 mm x 22 mm x 54 mm)

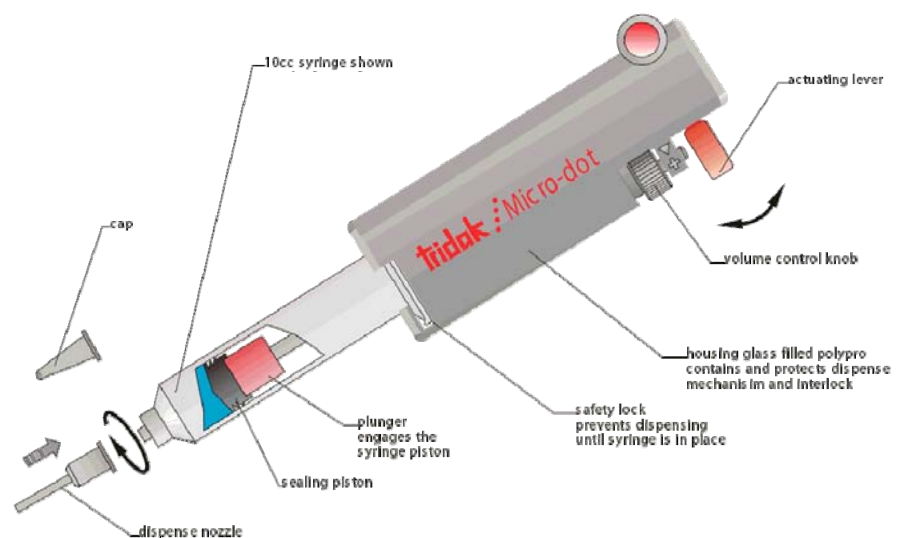
Shot Size:
Minimum: .0002 g
(25-gauge taper dispense tip)

Maximum: .25 g
(15-gauge dispense tip)

MICRO-DOT™ Manual Positive Displacement Syringe Dispenser

The Micro-Dot™ system combines the efficiency of disposable syringes with a precise, repeatable, reusable, manually-actuated delivery device. This hand-held dispenser can be set to deliver volumes as small as 20 micro liters. Once a volume is set it can be repeated indefinitely with extreme accuracy.

ITEM # STA0600-1000



Dispensers/Controllers



STEPPER™ SERIES Repetitive Pipettes

The Tridak STEPPER™ series provides users with three convenient-sized repetitive pipettes. These pipettes are constructed of aluminum and offer extreme precision and maximum comfort to users. The STEPPER is simple to operate and can dispense up to 100 shots from one fill. These pipettes are great for medical applications since they contain all disposable wetted parts, eliminating any chance of material contamination.

Sizes Available:

ITEM # STP4001-0010 STEPPER, 1 mL syringe

ITEM # STP4003-0050 STEPPER, 3 mL syringe

ITEM # STP4005-1000 STEPPER, 5 mL syringe

FEATURES:

- Positive displacement accuracy
- Simple to operate
- Designed for maximum operator comfort
- Rugged construction
- All wetted parts are disposable
- Consistency from first to last dispense

APPLICATIONS:

- Radio immunoassay
- Tissue culture
- Histo-compatibility
- Enzyme immunoassay
- Titration
- Pathogenic material
- Sterile procedure
- Precise inoculations

Dispense Valves

FEATURES:

- Hand-held dispensing wand for easy operation
- Minimal maintenance

SPECIFICATIONS:

Valve Type: Diaphragm

Material: Teflon*, Delrin

Dimensions: 141.63 mm x 44.45 mm diameter
(5.576 in x 1.75 in diameter)

Weight: 3.7 oz (104.9 g)

Viscosity Range: 1- 5,000 cPs

Operating Air Pressure:
60-100 psi

Maximum Fluid Pressure:
60 psi



MODEL 100 Hand-held Diaphragm Valve

The Model 100 hand-held dispensing valve works great with a variety of low-to-medium viscosity materials. This valve features an easy-to-operate hand-held wand, making the Model 100 ideal for potting, bead, and dot applications. This valve should be used with the Tridak Model 345 valve controller to achieve the most precise dispense volume and consistency.

ITEM # VAL0100-2000

FEATURES:

- Hand-held dispensing wand for easy operation
- No valve controller needed

SPECIFICATIONS:

Valve Type: Diaphragm

Material: Teflon*, Delrin

Dimensions:
159 mm x 44.45 mm diameter
(6.258" x 1.75" diameter)

Weight: 4.8 oz (136 g)

Viscosity Range: 1-5,000 cPs

Maximum Fluid Pressure: 60 psi



MODEL 200 Hand-held Diaphragm Valve

The Model 200 hand-held dispensing valve is ideal for cyanoacrylates and other low to medium viscosity fluids. The hand-held design makes operation easy for users especially those with bead, dot, or potting applications. The Model 200 is hand actuated; therefore there is no need to use a valve controller. The operator determines the dispense volumes manually.

ITEM # VAL0200-2000

Dispense Valves



MODEL 340 SERIES Positive Displacement Valves with Disposable Fluid Path

The Tridak 340 series are positive displacement valves. These valves provide users with an accurate and reliable way to dispense materials that are stringy or thick as well as materials which have a short pot life. They are ideal for products that may exhibit slight viscosity changes attributed to time or temperature.

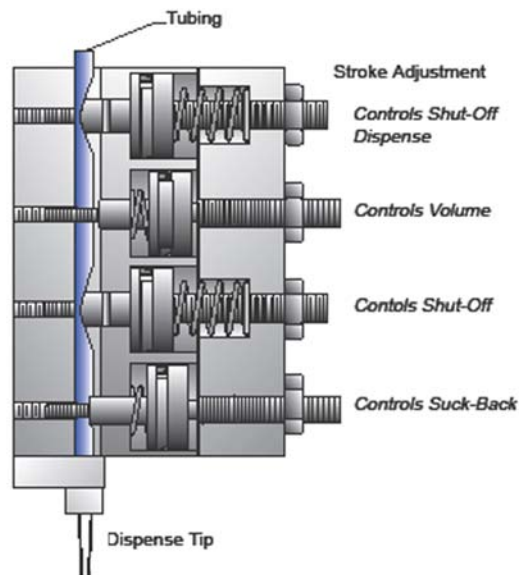
Valves in the 340 series can be operated using a Tridak Model 340 valve controller.

Models Available:

340PS- 340 valve with suck-back. Tubing ranging from .157" (4 mm) OD minimum to .314" OD (8 mm OD) maximum. Shot size from 0.004 mL to 0.18 mL.

340PSL- 340 valve with suck-back that supports larger diameter tubing. Tubing ranging from .250" (6.35 mm) OD minimum to .5" (12.7 mm) OD maximum. Shot size from 0.02 mL to 1.20 mL.

Note: Several tubing sizes and materials are available including silicone, urethane, polyethylene, and Teflon*. Please consult with Tridak Application Engineering for appropriate selection.



FEATURES:

- Disposable fluid path
 - Contaminate-free dispensing
 - Rapid material changeover
 - Minimal clean-up
 - Minimal down-time
- Suitable for low-to-high viscosity fluids, including stringy and tacky materials
- Ideal for fluids with drifting viscosities such as two part and pre-mixed frozen epoxy
- True positive displacement for maximum consistency between dispense shots
- Adjustable suck-back control
- Pinch over-stroke adjustment allowing tubing to last millions of cycles
- Shot size range from .004 mL to 1.2 mL

SPECIFICATIONS:

Valve Type: Positive displacement valve

Material: Hard-coated and anodized aluminum


Weight: 1.5 lbs (710 g)

Air Pressure Required: 60 psi minimum/ 100 psi maximum, 20 micron filtered air

340PS: Normally closed

340 PSL: Normally open

Dispense Valves



FEATURES:

- Disposable fluid path
 - Contaminate-free dispensing
 - Rapid material changeover
 - Minimal clean-up
 - Minimal down-time
- Best for easy flowing low-to-medium viscosity fluids
- .250" (6.35 mm) OD tubing maximum size
- Pinch over-stroke adjustment allowing tubing to last millions of cycles
- Recommended for micro liter to milliliter shots and continuous dispensing

SPECIFICATIONS:

Valve Type: Pinch

Material: Anodized aluminum

Weight: 5.5 oz (146 g)

Max Fluid Pressure:
Tubing dependent; 100 psi typical

Typical Flow Rates:
.125" (3.16 mm) ID tubing-
30 mL/second

.095" (2.41 mm) ID tubing-
15 mL/second

Max Operating Temperature:
400° F (176°C) w/Teflon* tubing

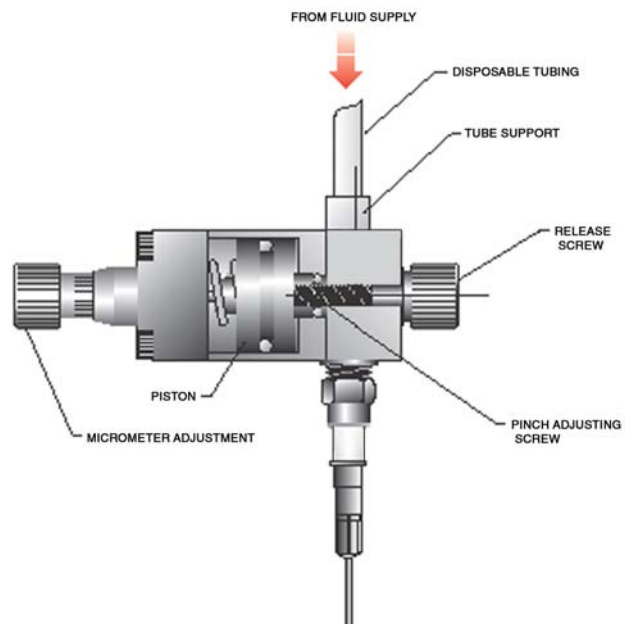
Operating Pressure: 60-90 psi

Air Pressure: 60 psi minimum non-lubricated air; 40 micron filtered dry air recommended

MODEL 455 SERIES Disposable Fluid Path Valves

The Model 455 dispense valve is a pneumatically operated, normally closed pinch valve. It was designed to dispense a variety of low-to-medium viscosity materials with extreme precision. The valve features micrometer control over the amount of flow, insuring that materials are dispensed consistently and accurately.

This valve can be operated using a Tridak Model 345 digital dispense controller or a three-way solenoid valve. This valve can be supplied with a number of different tubing materials and sizes. The maximum tubing size for the 455 valve is .250" OD (6.35 mm) using universal tube adapter.



Models Available: All models include a 455 dispense valve and an assortment of disposable dispense tips.

VAL0455-2002 — Comes with a .125" (3.16 mm) ID urethane tubing assembly

VAL0455-2000 — Comes with a .095" (2.41 mm) ID urethane tubing assembly

VAL0455-2001 — Comes with a .066" (1.68 mm) ID urethane tubing assembly

Note: Additional tubing materials and sizes available including silicon, polyethylene, and Teflon*. Please consult with Tridak Application Engineering for appropriate selection.

Dispense Valves

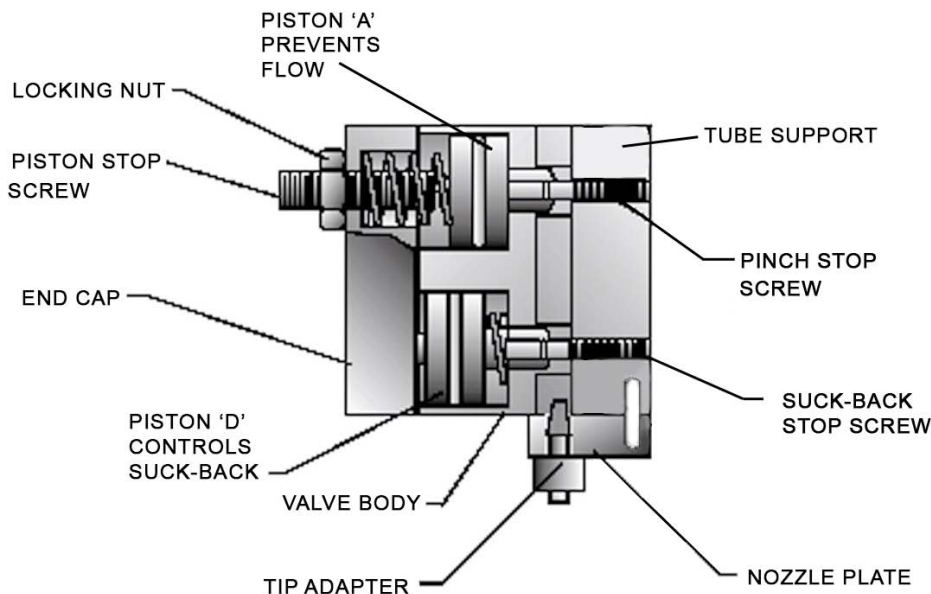


MODEL 826 Disposable Fluid Path Valve With Suck-Back Feature

The Tridak Model 826 is a normally closed, pinch type dispense valve. This valve is highly accurate due to features such as adjustable flow control and adjustable control over the amount of suck-back. The suck-back control eliminates drooling and filming over of the nozzle for a clean, drop free dispense with stringy and thin materials. The 826 not only handles stringy and thin materials, it can dispense a number of different low to medium viscosity materials.

The Model 826 dispense valve can be operated with a Tridak 345 controller. The valve is supplied with urethane tubing as a standard and can take a maximum tubing size of .250" (6.35 mm) OD. Other tubing materials along with the appropriate fittings are available for order.

ITEM # VAL0826-2000 (.125" (3.16 mm) ID urethane tubing standard)



FEATURES:

- Disposable fluid path
 - Contaminate-free dispensing
 - Rapid material changeover
 - Minimal clean-up
 - Minimal down-time
- Suitable for low-to-medium viscosity fluids, including stringy and tacky materials
- .250" (6.35 mm) OD tubing maximum size
- Adjustable suck-back control
- Pinch over-stroke adjustment allowing tubing to last millions of cycles
- Recommended for small-to-medium shot and continuous bead dispensing

SPECIFICATIONS:

Valve Type: Pinch

Material: Anodized aluminum

Dimensions:

1.125" W x 2.5" H x 2.625" D
(28.5 mm x 63.5 mm x 66.7 mm)

Weight: 11 oz (292 g)

Max Fluid Pressure:

Tubing dependent; 100 psi typical

Max Flow Rates:

.125" (3.16 mm) ID Tubing-
30 mL/second

.095" (2.41 mm) ID Tubing-
15 mL/second

Max Operating Temperature:

150°F (65°C)

Operating Pressure: 60-90 psi

Dispense Valves

FEATURES:

- Disposable fluid path
 - Contaminate-free dispensing
 - Rapid material changeover
 - Minimal clean-up
 - Minimal down-time
- Suitable for low-to-high viscosity fluids, including stringy and tacky materials
- Provides higher flow than 826; .375" (9.53 mm) OD maximum tubing size
- Adjustable suck-back control
- Pinch over-stroke adjustment allowing tubing to last millions of cycles
- Recommended for larger shot and continuous bead dispensing

SPECIFICATIONS:

Valve Type: Dual piston pinch

Material: Hard-coated and anodized aluminum

Weight: 8 oz (226 g)

Max Fluid Pressure: Tubing dependent; 100 psi typical

Max Operating Temperature: 150°F (65°C)

Operating Pressure: 75-100 psi



MODEL 828 Disposable Fluid Path Valve

The Tridak 828 normally open pinch valve was designed to provide higher volume output while still maintaining precise control over flow rate. The valve is suited for many low-to-medium viscosity materials and features a suck-back control to handle stringy and tacky materials with no mess. This valve is supplied with urethane tubing as standard, although other tubing types are available for order. The 828 valve can be supplied with tubing up to .375" (9.53 mm)OD.

The Tridak 828 pinch valve can be controlled by a digital controller, such as the Tridak Model 345 valve controller, or with a 4-way solenoid valve.

ITEM # VAL0828-2000

FEATURES:

- Low maintenance
- Stroke adjustment for precise control

SPECIFICATIONS:

Valve type: Diaphragm, normally closed

Material: Wetted acetal body, UHMW polyethylene diaphragm

Weight: 5 oz (140 g)

Max Fluid Pressure: 80 psi

Max Operating Temperature: 120°F

Operating Pressure: 60- 100 psi

Free Flow Orifice: 0.100" diameter; other sizes available



NEW PRODUCT!

MODEL 475 Diaphragm Valve

The Tridak 475 diaphragm valve is designed to be used with low-to-medium viscosity fluids. The internal diaphragm design prevents fluid contact with actuating components within the valve. This valve is ideal for reactive materials like cyanoacrylates and solvent-based products. The 475 valve provides consistent fluid deposits with minimal maintenance.

ITEM # VAL0475-2000

Dispense Valves



MODEL 775 SERIES Spool Dispense Valve

The Tridak Model 775 dispense valve is a normally-closed, pneumatically-operated spool valve that can accurately dispense medium-to-high viscosity fluids. The 775 is capable of dispensing shots of less than 0.01 mL to over 50 mL and features adjustable suck-back control for crisp, clean shut-off. The Model 775 dispense valve also features adjustable flow control to provide accurate dispensing. Both controls are conveniently located on the end opposite the material outlet, and are lockable to prevent drift or tampering.

The 775 dispense valve is ideally suited to automated applications, but is also available in a bench-top system with controller and reservoir. It is also available in stainless steel and Teflon* seal configurations for medical and lab applications.

Models Available:

775T- 775 valve with Teflon* seals

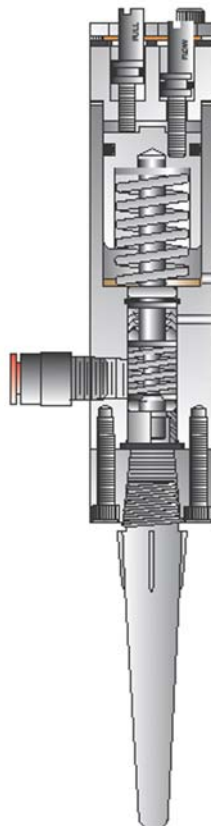
775V- 775 valve with Viton* seals

775SSW- 775 valve with stainless steel wetted areas

775SS- 775 valve in all stainless steel construction

775H- Heated 775 spool valve with thermocouple and temperature control

Consult with Tridak Applications Engineering for assistance with selection.



FEATURES:

- Adjustable suck-back & flow control with lock
- Positive shut-off
- Compact & lightweight
- Built-in mounting provisions
- Multi-valve balance control
- Optional oiler for abrasive material dispensing

SPECIFICATIONS:

Valve Type: Modified spool valve with suck-back controls (775H- heated spool valve)

Material: Stainless steel, hard-coated and anodized aluminum, Teflon*, Viton*

Weight: 14 oz (397 g)

Max Operating Temperature: 400° F (204°C)

Operating Pressure: 60-80 psi

Max Fluid Pressure: 700 psi with Teflon* seals; 300 psi with Viton** seals

Air Pressure Required: 50 psi minimum

Free Flow Orifice: .22" (5.59 mm) diameter

Dispense Valves

FEATURES:

- High-volume dispensing
- Adjustable suck-back & flow control with lock
- Built-in mounting provisions
- Multi-valve balance control

SPECIFICATIONS:

Valve Type: Spool valve

Material: Stainless steel, hard-coated aluminum, Teflon*

Weight: Std. 30 oz (790 g)

Max Operating Temperature: 150°F

Operating Pressure: 60-80 psi

Max Fluid Pressure: 400 psi

Air Pressure Required: 70 psi

Free Flow Orifice:
.340" (8.64 mm) diameter



NEW PRODUCT!

MODEL 780 High Volume Spool Valve

Similar to the Tridak 775 spool valve, the Model 780 valve is ideal for dispensing medium to high viscosity fluids and paste. The Model 780 valve provides a higher rate of flow for faster cycling. It is an ideal valve for packaging operations.

The standard Model 780 spool valve is supplied with hard-coated aluminum components and Teflon* seals. It is also available in stainless steel and Teflon* constructions.

ITEM # VAL0780-2000

FEATURES:

- Ideal for high viscosity fluids and pastes
- Adjustable flow control
- Built-in mounting provisions

SPECIFICATIONS:

Valve Type: Spool valve

Material: Stainless Steel, hard-coated aluminum, Teflon*, Viton*

Weight: Std. 14 oz (397 g)

Max Operating Temperature: 400°F

Operating Pressure: 80-120 psi

Max Fluid Pressure: 2000 psi with Teflon* seals

Air Pressure Required: 80 psi minimum

Free Flow Orifice:
.220" (5.59 mm) diameter



NEW PRODUCT!

MODEL 795 High Pressure Spool Valve

The Tridak Model 795 valve is designed for dispensing high viscosity fluids and pastes that require higher air pressure to create suitable material flow. This valve is ideal for materials such as silicones, greases, and sealants.

ITEM # VAL0795-2000

Dispense Valves



NEW PRODUCT!

MODEL 765 Needle Valve

The Model 765 needle valve is designed to provide extremely accurate deposits of low viscosity fluids. Whether beads or shots, this valve offers volume consistency, low maintenance, and rapid cycling for high-volume automation.

ITEM # VAL0765-2000

FEATURES:

- Adjustable flow control
- Positive shut-off
- Multi-valve balance control
- Built-in mounting provisions

SPECIFICATIONS:

Valve Type: Needle valve with flow control, normally closed

Material: Stainless steel, hard-coated aluminum, Teflon*, Viton*

Weight: 14 oz (397 g)

Max Operating Temperature: 400°F

Operating Pressure: 70-120 psi

Max Fluid Pressure: 300 psi

Air Pressure Required: 70 psi min

Free Flow Orifice: .210" diameter



NEW PRODUCT!

MODEL 785 Poppet Valve

The Model 785 poppet valve can be used in numerous applications to dispense low-to-medium viscosity materials such as adhesives, silicones, greases, and other filled materials. This valve minimizes friction between the actuating components of the valve and the material being dispensed. This decreases valve maintenance and makes it well suited for materials incorporating thickeners. This valve will provide more accuracy than standard spool valves for small-volume dispensing.

ITEM # VAL0785-2000

FEATURES:

- Adjustable flow control
- Positive shut-off
- Adjustable suck-back
- Built-in mounting provisions

SPECIFICATIONS:

Valve Type: Poppet valve, 2 way normally open

Material: Stainless steel, hard-coated aluminum, Teflon*, Viton*

Weight: 14 oz (397 g)

Max Operating Temperature: 400°F

Operating Pressure: 70-120 psi

Max Fluid Pressure: 300 psi

Air Pressure Required: 70 psi min

Free Flow Orifice: .175" diameter

Dispense Valves

Dispense Valve Application Guide

Model Number	100/200	340PS	340PSL	475	455 Series	455SP	765
Valve Type	Diaphragm	Positive Displacement	Positive Displacement	Diaphragm	Pinch	Spray	Needle Valve
Disposable Fluid Path	No	Yes	Yes	No	Yes	Yes	No
Materials							
Adhesives	●	●	●	●	●	●	●
Acids		●	●	●	●	●	
Alkalis	●	●	●	●	●	●	
Anaerobics	●	●	●	●	●	●	
Cyanoacrylates	●	●	●	●	●		
Epoxies	●	●	●	●			●
Flux	●			●	●	●	●
Gels			●		●		
Grease			●				
Inks	●	●	●	●	●	●	●
Lubricants	●	●	●	●	●	●	●
Medical Media	●	●	●	●	●	●	●
Oil	●	●	●	●	●	●	●
Paints	●	●	●	●			●
Pastes			●				
Photoresists	●	●	●	●			
Plastisols		●	●				
Resins		●	●				
RTV/Silicone							
Sealants	●	●	●	●	●	●	
Sterile Fluid	●	●	●	●	●	●	
Solvents	●			●	●	●	●
UV Adhesives	●	●	●	●	●	●	●

● Very Suitable

Dispense Valves

Dispense Valve Application Guide

Model Number	775 Series	780	785	795	826	828
Valve Type	Spool	Spool	Poppet	Spool	Pinch	Pinch
Disposable Fluid Path	No	No	No	No	Yes	Yes
Materials						
Adhesives	●	●	●	●	●	●
Acids	●				●	●
Alkalis	●	●			●	●
Anaerobics					●	●
Cyanoacrylates					●	●
Epoxies	●	●			●	●
Flux	●	●		●	●	●
Gels	●	●	●	●		
Grease	●	●	●	●		
Inks	●	●			●	
Lubricants	●	●	●	●	●	●
Medical Media	●	●		●	●	●
Oil	●	●	●	●	●	
Paints	●	●		●	●	●
Pastes	●	●		●		
Photoresists	●	●			●	●
Plastisols	●	●			●	●
Resins	●	●			●	●
RTV/Silicone	●	●	●			
Sealants	●	●	●	●	●	
Sterile Fluid	●	●			●	●
Solvents	●	●				
UV Adhesives	●	●	●	●	●	●

Note: Valves containing disposable fluid path technology offer several choices of tubing to ensure proper compatibility with the fluid being dispensed and optimal dispense cycles.

Dispensing Systems




MODEL 455 **Standard System**

System Includes:

- Model 455 dispense valve
- Model 345 digital controller
- Footswitch
- Reservoir system- choice of 2.5-32 oz cartridge retainer or larger drop-in pressure tanks
- External filter regulator
- Lab stand
- Tubing and connectors

Note: Consult with Tridak Applications Engineering to select the optional reservoir system for your specific application and production throughput.



MODEL 455SP **Spray System**

System Includes:

- Model 455 dispense valve
- Model 345 digital controller
- Spray nozzle- multiple options for flow rate and pattern
- Footswitch
- Reservoir system- choice of 2.5-32 oz cartridge retainer or larger drop-in pressure tanks
- External filter regulator
- Lab stand
- Tubing and connectors

Note: Consult with Tridak Applications Engineering to select the optional reservoir system and nozzle for your specific application and production throughput.

Dispensing Systems

MODEL 775 **Standard System**

System Includes:

- 775 dispense valve
- 345 digital controller
- Footswitch
- Reservoir system- choice of 2.5-32 oz cartridge retainer or larger drop-in pressure tanks
- External filter regulator
- Lab stand
- Tubing and connectors

Note: Consult with Tridak Applications Engineering to select the optional reservoir system for your specific application and production throughput.



MODEL 826 **Standard System**

System Includes:

- 826 dispense valve
- 345 digital controller
- Footswitch
- Reservoir system- choice of 2.5-32 oz cartridge retainer or larger drop-in pressure tanks
- External filter regulator
- Lab stand
- Tubing and connectors

Note: Consult with Tridak Applications Engineering to select the optional reservoir system for your specific application and production throughput.





Barrels

Black- 100% light blocking for light sensitive fluids

Amber- UV blocking between 240-390 nm

Clear (natural)- General purpose for all fluids that are not UV and visible light sensitive

Pistons

Polyethylene- General purpose use including low viscosity fluids

Black Rubber- Used for lubricants and other unique fluids



Syringe Barrels & Pistons (Silicone-Free)

ITEM #	DESCRIPTION	QUANTITY
DIS5003-0002	Barrels, 3 cc, Clear	50
DIS5003-0002-B	Barrels, 3 cc, Black	50
DIS5003-0002-A	Barrels, 3 cc, Amber	50
DIS5003-0003	Piston, 3 cc, Black Rubber	50
DIS5003-0006	Piston, 3 cc, Gray Polyethylene	50
DIS5005-0002	Barrels, 5 cc, Clear	50
DIS5005-0002-B	Barrels, 5 cc, Black	50
DIS5005-0002-A	Barrels, 5 cc, Amber	50
DIS5005-0003	Pistons, 5 cc, Black Rubber	50
DIS5005-0006	Pistons, 5 cc, Gray Polyethylene	50
DIS5010-0002	Barrels, 10 cc, Clear	50
DIS5010-0002-B	Barrels, 10 cc, Black	50
DIS5010-0002-A	Barrels, 10 cc, Amber	50
DIS5010-0003	Pistons, 10 cc, Black Rubber	50
DIS5010-0006	Pistons, 10 cc, Gray Polyethylene	50
DIS5030-0002	Barrels, 30 cc, Clear	20
DIS5030-0002-B	Barrels, 30 cc, Black	20
DIS5030-0002-A	Barrels, 30 cc, Amber	20
DIS5030-0003	Pistons, 30 cc, Black Rubber	20
DIS5030-0006	Pistons, 30 cc, Gray Polyethylene	20

Syringe End Cap



ITEM #	DESCRIPTION	QUANTITY
DIS5000-0003	3 cc	50
DIS5000-0005	5 cc	50
DIS5000-0010	10 cc	50
DIS5000-0030	30 cc	50

Accessories

Dispensing Tips

NEEDLE DISPENSING TIPS

ITEM #	GAUGE	LENGTH	ID (mm)	OD (mm)	COLOR	QUANTITY
DIS6050-0000	Assorted	.5" (12.7 mm)	—	—	—	5 each size
DIS6050-0014	14	.5" (12.7 mm)	.060 (1.55)	.072 (1.83)	Olive	50
DIS6050-0015	15	.5" (12.7 mm)	.054 (1.37)	.065 (1.65)	Amber	50
DIS6050-0018	18	.5" (12.7 mm)	.033 (0.84)	.050 (1.27)	Green	50
DIS6050-0020	20	.5" (12.7 mm)	.023 (0.61)	.036 (0.91)	Pink	50
DIS6050-0021	21	.5" (12.7 mm)	.020 (0.51)	.032 (0.81)	Purple	50
DIS6050-0022	22	.5" (12.7 mm)	.016 (0.41)	.028 (0.71)	Blue	50
DIS6050-0023	23	.5" (12.7 mm)	.013 (0.33)	.025 (0.64)	Orange	50
DIS6050-0025	25	.5" (12.7 mm)	.010 (0.25)	.020 (0.51)	Red	50



TAPER TIP, LUER LOCK DISPENSING TIPS

ITEM #	GAUGE	LENGTH	ID (mm)	OD (mm)	COLOR	QUANTITY
DIS6415-0016	16	1.25" (31 mm)	.047 (1.19)	.065 (1.65)	Gray	50
DIS6415-0018	18	1.25" (31 mm)	.033 (0.84)	.050 (1.27)	Green	50
DIS6415-0020	20	1.25" (31 mm)	.023 (0.58)	.036 (0.91)	Pink	50
DIS6415-0022	22	1.25" (31 mm)	.016 (0.41)	.028 (0.71)	Blue	50



Note: Other tip sizes may be available, please consult with Tridak Customer Support.

Syringe Tip Cap

ITEM #	PACKAGE SIZE
DIS6000-0001	50





Air Cap Assemblies

All air cap assemblies include an air cap and a tubing assembly. Disposable plastic air cap assemblies are extremely light weight and economical. Reusable aluminum air cap assemblies do not deflect under pressure providing greater air column stability in the syringe barrel. This yields more accurate and consistent volumes.

ITEM #	DESCRIPTION
AIR5005-0004	Air Cap Assembly, Aluminum, 5 cc
AIR5010-0004	Air Cap Assembly, Aluminum, 10 cc
AIR5030-0004	Air Cap Assembly, Aluminum, 30-55 cc
AIR5003-0004-PL	Air Cap Assembly, Plastic, 3 cc
AIR5005-0004-PL	Air Cap Assembly, Plastic, 5 cc
AIR5010-0004-PL	Air Cap Assembly, Plastic, 10 cc
AIR5030-0004-PL	Air Cap Assembly, Plastic, 30-55 cc

Finger Switch

Easily operate a syringe dispenser like the Tridak Model 260 with this finger switch.

ITEM # PRT8000-0061



Syringe Stand

The Tridak syringe stand can hold up to three syringes at one time.

ITEM # PRT8000-0060



Accessories

Reservoir Cartridges & Pistons

High Density Polyethylene

ITEM #	DESCRIPTION
RES4025-0001	Poly Reservoir Cartridge, 2.5 oz
RES4025-0001-B	Poly Reservoir Cartridge, 2.5 oz, Black
RES4006-0001	Poly Reservoir Cartridge, 6 oz
RES4006-0001-B	Poly Reservoir Cartridge, 6 oz, Black
RES4008-0001	Poly Reservoir Cartridge, 8 oz
RES4006-0001-B	Poly Reservoir Cartridge, 8 oz, Black
RES4012-0001	Poly Reservoir Cartridge, 12 oz
RES4012-0001-B	Poly Reservoir Cartridge, 12 oz, Black
RES4020-0001	Poly Reservoir Cartridge, 20 oz
RES4020-0001-B	Poly Reservoir Cartridge, 20 oz, Black
RES4032-0001	Poly Reservoir Cartridge, 32 oz
RES4032-0001-B	Poly Reservoir Cartridge, 32 oz, Black
RES4000-0001	Reservoir Piston, 2.5-12 oz
RES4020-0003	Reservoir Piston, 20-32 oz



Cartridge Top Cap

ITEM #	DESCRIPTION	QUANTITY
RES4000-0002	2.5-12 oz	5
RES4000-0004	20-32 oz	5



Cartridge Bottom Plug

ITEM #	DESCRIPTION	QUANTITY
RES4000-0005	2.5- 32 oz	5

Polyethylene Nozzles

ITEM #	DIAMETER	LENGTH	PACKAGE SIZE
DIS6300-0031	1/32"	4" (101.6 mm)	5
DIS6300-0032	1/16"	4" (101.6 mm)	5
DIS6300-0033	3/32"	4" (101.6 mm)	5
DIS6300-0034	1/8"	4" (101.6 mm)	5
DIS6350-0031	1/8"	2" (50.8 mm)	5
DIS6350-0032	1/16"	2" (50.8 mm)	5



Lab Stands

Tridak lab stands are made of steel and are designed to easily mount dispense valves and reservoirs.

ITEM #	DESCRIPTION
PRT8000-0018	Lab stand; includes pole and base.
PRT8000-0019	Lab stand; includes pole, base, clamps, and attachment rods

Cartridge Retainers

Tridak offers a complete line of cartridge retainers for use with a dispense system. These reservoirs are made of aluminum and securely attach to Tridak lab stands (lab stands purchased separately). Tridak cartridge retainer systems include a cartridge retainer, retainer cap, adjustment knobs, and a quick disconnect

ITEM #	DESCRIPTION
RES4025-1000	Reservoir System, 2.5 oz
RES4006-1000	Reservoir System, 6 oz
RES4012-1000	Reservoir System, 12 oz
RES4020-1000	Reservoir System, 20 oz
RES4032-1000	Reservoir System, 32 oz



Accessories

Pressure Tanks

For applications where large amounts of material are being dispensed, Tridak offers a broad line of pressure tanks. These reservoirs range in size from 2 liter to 10 gallons or more.



ITEM #	DESCRIPTION
RES4200-0021	Aluminum Drop-In Reservoir, 2 Liter
RES4200-0001	SS Pour-In Reservoir, 1 Gallon
RES4200-0002	SS Pour-In Reservoir, 2 Gallon
RES4200-0003	SS Pour-In Reservoir, 3 Gallon
RES4200-0005	SS Pour-In Reservoir, 5 Gallon
RES4200-0010	SS Pour-In Reservoir, 10 Gallon
RES4300-0005	SS Drop-in Reservoir, 5 Gallon
RES4300-0010	SS Drop-in Reservoir, 10 Gallon

Air Regulators/ Filters

ITEM #	DESCRIPTION
PRT8000-0001	Filter Regulator, 0-120 psi with gauge
PRT8000-0002	High Precision Regulator, 0.7-116 psi



PRT8000-0001



PRT8000-0002

Bulk Tubing

Bulk tubing is suitable for use with all Tridak disposable fluid path valves.

ITEM #	I.D.	MATERIAL/COLOR	QUANTITY
T/A8066-1004	.066" (1.67 mm)	Teflon/ Natural	50' minimum
T/A8066-1007	.066" (1.67 mm)	Teflon/ Black	50' minimum
T/A8095-1004	.095" (2.41 mm)	Teflon/ Natural	50' minimum
T/A8095-1007	.095" (2.41 mm)	Teflon/ Black	50' minimum
TUB8000-0203-R	.125" (3.17 mm)	Polyurethane/ Natural	100' minimum

Help Guide



Guide to Dispensing System Selection

In order to identify the most appropriate dispensing solution for an assembly process, certain basic information must be obtained for consideration. To help with this process, Tridak offers the following questionnaire as a guide.

With the information in hand, contact Tridak by phone or by email. Our applications engineers will work with you to arrive at the best dispensing system for your process.

Call us at 860-626-6700 or send an e-mail to info@tridak.com

Basic Questions to Help Identify a Dispense Solution

1. What do you wish to dispense? (liquid, paste, gel, suspension, etc.)

2. What is the viscosity of your material? In engineering units (cP) or practical terms such as "like water".

3. Does heat influence the viscosity? Will warming the material significantly increase its flowing tendency?

4. Is the material stable? Does it change in viscosity over its expected working life? Does the material contain a pigment or other suspended solids which might settle out if not agitated in a holding vessel? Will the material "skin over" due to loss of solvent?

5. Is the material tacky or stringy?

6. Does the material to be dispensed require heating to be properly delivered? What temperature range is required?

7. Does your material have any compatibility issues with other materials?

8. How many shots do you wish to apply at a time?

9. If dispensing multiple shots, what is the pattern of the shots? What are the shot dimensions?

10. What shot-to-shot reproducibility do you require? Stated in \pm % of volume dispensed.

11. What volume (size of shot) do you wish to dispense? In engineering terms (mL, fl oz) or in practical terms (tiny drop, teaspoon).

12. How frequently do you wish to dispense in terms of cycles per second or per minute?

13. How will the part being handled be presented to the dispense station? (by hand, automatically)

14. What is the orientation of the part? Do you wish to dispense upon both sides of the substrate?

15. How is the treated part to be delivered after the dispense? (removed by hand, integrated into a linear, rotary indexing process, etc.)

16. How is the material packaged (syringe, bottle, pail), and what size is it packaged in?

Viscosity Comparisons

One of the most important characteristics of a fluid or paste to consider, when describing a dispensing application, is the material's viscosity. Even if you have no formal numerical determination, a general description of the flow properties, such as similar to water, maple syrup, Karo syrup, grease, etc., is extremely helpful in determining the appropriate equipment for an application. There is no substitution for an actual sample of the material. With all of these conditions in mind, the table below can help give meaning to the values provided in the literature for the material.


One of the properties of the fluid, which is seldom mentioned in the literature but could be an "Achilles heel" to proper equipment recommendation, is the potential stringiness of the product. Some high viscosity adhesives, particularly rubber solutions and some heavy silicone RTV's, have this peculiar problem. Be sure to note it describing your material.

Viscosity Table

Typical Centipoise (cP)	Typical Reference Liquids at 20°C
1.0	Water
10	Kerosene
110	SAE 10 Oil
200	Maple Syrup
440	SAE 30 Oil
1,100	Caster Oil
2,200	Honey
10,800	Molasses
18,000	Chocolate Syrup
200,000	Peanut Butter
1,500,000	Shortening

Multiple Dots, Perimeters & Patterns

Any combination of dots and lines, like those shown in the illustration below, can be dispensed using techniques such as multiple-nozzle arrays, perimeter nozzles, programmable or dedicated X-Y-Z systems, dedicated or adjustable tracing systems, transfer dispensing or multiple valves. A verbal description, sketch, or sample part indicating the specific pattern or bead and its location will help us select the best and most economical dispensing method.

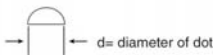


Volume Estimate

To assist in the visualization of the volume of material used in a dot, the examples below are based on the assumption that: the volume of a dot is approximately equal to 1/2 the volume of a sphere, and that the volume of a line is approximately equal to 1/2 the volume of a cylinder.

- Notes:
1. All volumes in the illustrations are in microliters
 2. 1 Microliter (µL) = .001 Milliliter (mL).

Dots:
Volume of a dot = S the volume of a sphere = V = .2618d³



Volume (µL)	.1	.5	1	5	10	25
Diameter (mm)	.73	1.24	1.56	2.67	3.37	4.57
Diameter (in)	.029	.049	.061	.103	.133	.180

Conversion Factors

To Convert	Into	Multiply By
Liters	Milliliters	1000
Milliliters	Microliters	1000
Microliters	Nanoliters	1000
Nanoliters	Microliters	0.001
Microliters	Milliliters	0.001
Milliliters	Liters	0.001
Nanoliters	Cubic cm	0.000001
Millimeters	Inches	0.03937
Liters	Gallons	0.2642
Grams	Pounds	0.0022
Cubic cm	Cubic inches	0.06102
Cubic inches	Cubic cm	16.39
Quarts	Liters	0.94637
Gallons	Liters	3.785
Centimeters	Inches	0.3937
Inches	Centimeters	2.54
Pounds	Grams	453.5924
Inches of water	Lbs/in sq.	0.03613
CM of mercury	Atmospheres	0.01316
Centigrade (°C)	Fahrenheit	(C x 9/5) + 32

© 2009 Tridak LLC. All rights reserved.

The data contained in this bulletin is of general nature and is based on laboratory test conditions. Tridak does not warrant the data contained in this bulletin. Any warranty applicable to the product, its application and use is strictly limited to that contained in Tridak's standard Conditions of Sale. Tridak does not assume responsibility for test or performance results obtained by users. It is the user's responsibility to determine the suitability for the product application and purposes and the suitability for use in the user's intended manufacturing apparatus and methods. The user should adopt such precautions and use guidelines as may be reasonably advisable or necessary for the protection of property and persons. Nothing in this bulletin shall act as a representation that the product use or application will not infringe a patent owned by someone other than Tridak or act as a grant of license under any Tridak LLC Patent. Tridak recommends that each user adequately test it's proposed use and application before repetitive use, using the data contained in this bulletin as a general guide.

TRI001 1/09

* © Registered Trademarks of the following companies used throughout this brochure: **Tridak LLC:** Tridak, Microdot, STEPPER E.I. **DuPont Corporation:** Teflon, Viton

