

Cartridge Filling Station

Filling Station Features Unique Fill Method, With Adjustable Level Sensing, and Disposable Wetted Parts.

Producers of materials packaged in cartridges continually encounter problems getting consistent level, void free fills. This is particularly true when filling the dual type of cartridge typically used to package two component epoxies, silicones, and urethanes etc.. In these cases secondary operations are normally employed to even up the quantities in each of the cartridges in order to obtain both proper cosmetic appearance, and correct ratios from the cartridges. Time consuming clean-up procedures when switching from one product to another is an equally frustrating and costly problem.

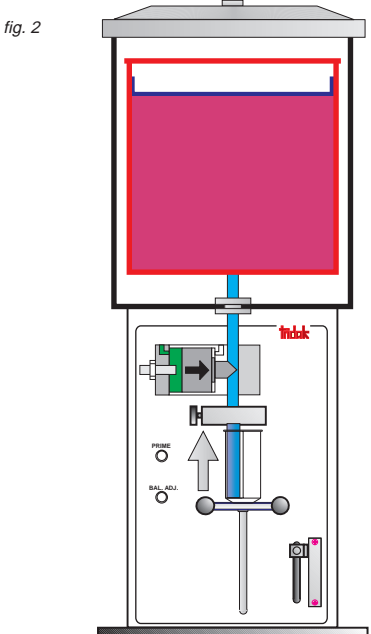
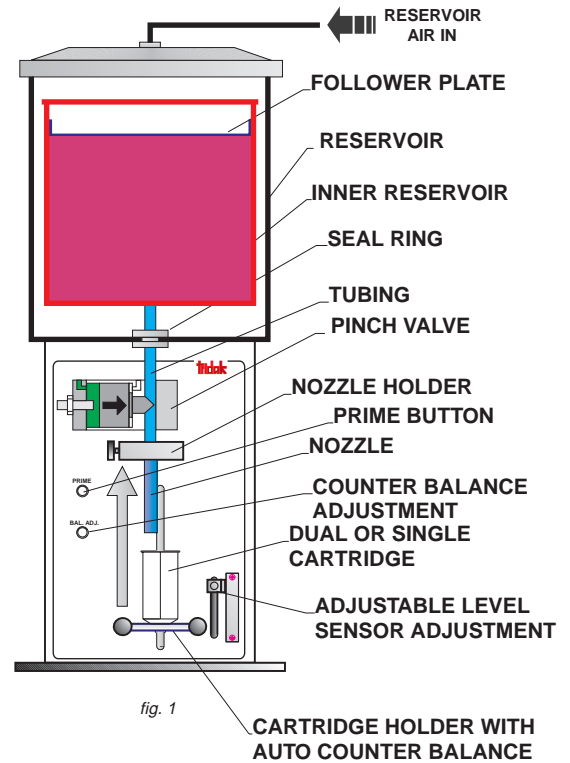
Tridak's new filling machine, which has been dubbed the 'FILLA' overcomes these long standing problems in a benchtop cartridge/syringe dispense system that will automatically fill these packages to accurate, repeatable, preset levels. Although it was specifically designed to handle medium to heavy viscosity materials, it has proven to be equally at home on many low viscosity materials.

The dispenser's design guarantees consistent, void free, fills by combining bottom-up filling with a special low clearance nozzle design and adjustable cartridge/material counterbalance system. Patents are pending on both items.

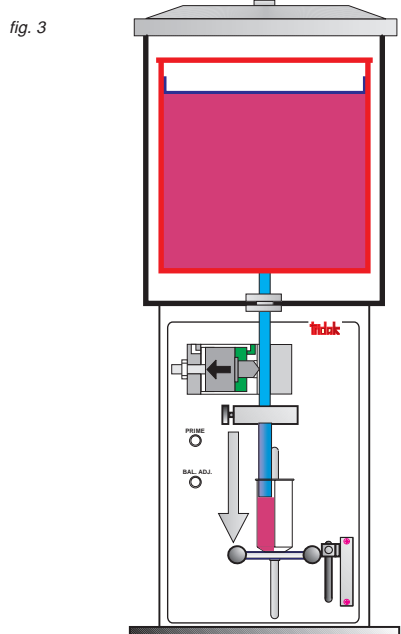
Among the fillers other unique features are: **a)** low cost 5 or 10 gallon quick change polypropylene reservoir insert system (also with patents pending) that can be treated as permanent containers or alternatively, can be easily removed to store materials in a safe economic manner, **b)** a straight thru flow wetted system that's easily cleaned, capable of millions of cycles, but low enough in cost to be disposable, **c)** a precise, adjustable, level control system, **d)** a built in pinch type valve to assure accurate shut-off, and **e)** a stainless steel reservoir with pressure regulation to control flow rate. The system can also be fed from external tanks or drums using optional pumps.

The unit features all pneumatic operation. The automatic cycle is initiated by an operator controlled footswitch or other external switch closure.

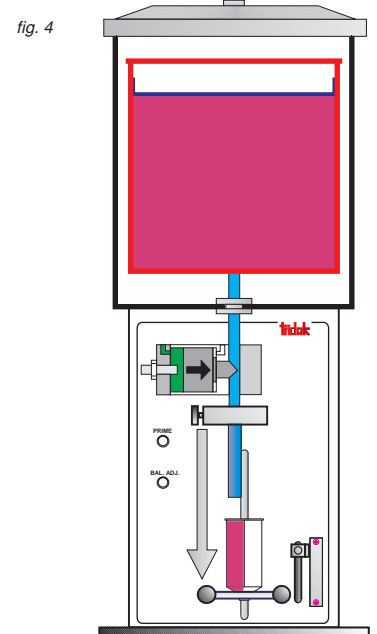
For additional information please contact Tridak Application Engineering at 860-626-6700 or visit our website at www.tridak.com.



Operator places cartridge into retracted holder then allows holder to raise part into position



The cycle is initiated (footswitch or other external sig.) and the cartridge fills from the bottom up.



When the cartidge/partholder has moved to its preset level the cycle automatically stops. The operator retracts the cartridge and holder and removes the filled container.